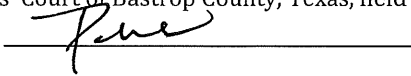


ORDER APPROVING THE COUNTY TREASURER'S MONTHLY REPORT

At a regular meeting of the Commissioners' Court of Bastrop County, Texas, held on the 24th day of August, on a motion made by Commissioner and seconded by Commissioner \_\_\_\_\_, the following order was adopted:




WHEREAS, Section 114.026 of the Local Government Code of the State of Texas requires that the County Treasurer provide the Commissioners' Court with detailed financial reports of the regular term of the Commissioners' Court; and

WHEREAS, the County Treasurer makes all books and accounts available to the Commissioners' Court for inspection and examination as they desire; and

WHEREAS, the County Treasurer has presented to the Commissioners' Court a report for the month ended July 30, 2015;


NOW, THEREFORE, IT IS HEREBY ORDERED by the Commissioners' Court of Bastrop County, Texas that such Treasurer's report for the month ended, July, 2015 be, and hereby is, approved and accepted as correct.

FURTHER, as specifically required by stature, the Commisisoners' Court states that the amounts received and paid from each fund since the preceding County Treasurer's Monthly report and the balances remaining in the County Treasurer's custody at the end of the reporting period are as follows:

FUND TOTALS	BALANCE 07/01/2015	RECEIPTS	SUBTOTAL	MONTHLY DISBURSEMENTS	BANK BALANCE 07/31/2015	G/L BALANCE 07/31/2015
GENERAL	9,203,881.81	630,682.83	9,834,564.64	3,001,760.85	6,832,803.79	6,745,478.95
DEDICATED FUNDS	1,181,280.98	23,510.52	1,204,791.50	12,471.54	1,192,319.96	1,190,073.53
R & B PCT.#1	1,587,715.87	40,942.72	1,628,658.59	113,660.34	1,514,998.25	1,496,474.72
R & B PCT. #2	2,123,080.72	36,212.78	2,159,293.50	161,536.15	1,997,757.35	1,927,237.55
R & B PCT.#3	1,887,025.45	33,280.38	1,920,305.83	88,630.72	1,831,675.11	1,819,609.58
R & B PCT.#4	2,358,282.13	34,089.71	2,392,371.84	178,699.06	2,213,672.78	2,207,642.97
235 WILDFIRE - FEMA PA	5,361,012.82	0.00	5,361,012.82	1,051,667.89	4,309,344.93	4,309,344.93
275 ELGIN TIRZ	315,000.00	0.00	315,000.00	0.00	315,000.00	315,000.00

FUND TOTALS	BALANCE 07/01/2015	RECEIPTS	SUBTOTAL	MONTHLY DISBURSEMENTS	BANK BALANCE 07/31/2015	G/L BALANCE 07/31/2015
INTEREST & SINKING	3,944,212.64	50,555.40	3,994,768.04	2,296,018.14	1,698,749.90	1,698,749.90
MEDIATION	64,286.78	1,150.28	65,437.06	665.28	64,771.78	63,871.78
DA HOT CHECK FEE	138,590.87	381.16	138,972.03	1,730.58	137,241.45	137,241.45
DA SPECIAL ACCOUNT	1,644.64	0.00	1,644.64	2,869.82	-1,225.18	-1,225.18
ROAD DISTRICT #3	5,370.04	917.58	6,287.62	0.00	6,287.62	6,287.62
ENVIRONMENTAL RESTORATION	6,167.25	0.00	6,167.25	0.00	6,167.25	6,167.25
HOUSTON TOAD	544,828.20	443.69	545,271.89	347,472.00	197,799.89	197,799.89
JUVENILE BOOT CAMP	208,593.89	7,013.65	215,607.54	37,181.48	178,426.06	178,426.06
LAW LIBRARY	29,754.66	3,316.99	33,071.65	1,182.90	31,888.75	31,888.75
CRIMINAL JUSTICE PLAN	229,658.67	73,204.62	302,863.29	0.00	302,863.29	302,280.79
D A LAW ENFORCEMENT	157,900.12	134.11	158,034.23	0.00	158,034.23	158,034.23
INMATE TELEPHONE	118,018.11	23,973.79	141,991.90	28,203.54	113,788.36	113,120.02
ELECTIONS ADMIN	176,288.57	5,043.46	181,332.03	2,106.00	179,226.03	179,226.03
PAYROLL	281,729.88	3,032,014.83	3,313,744.71	2,622,224.42	691,520.29	691,520.29
JP1 & JP3 CC FUND	41,344.17	74,060.08	115,404.25	81,475.04	33,929.21	33,929.21
HOT TAX FUND	396,225.86	40,478.63	436,704.49	29,347.86	407,356.63	407,960.76
ADULT PROBATION	282,743.06	99,550.91	382,293.97	223,398.37	158,895.60	158,895.60
FUND TOTALS	30,644,637.19	4,210,958.12	34,855,595.31	10,282,301.98	24,573,293.33	24,375,036.68

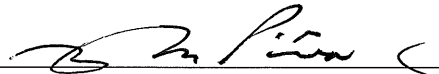
TEX POOL SUBTOTALS	BALANCE 07/01/2015	MONTHLY TRANSFERS	SUB TOTAL	INTEREST	BALANCE 07/31/2015
*****					
GENERAL FUND	15,064,739.94	0.00	15,064,739.94	805.74	15,065,545.68
R & B PCT. #1	231,830.64	0.00	231,830.64	12.41	231,843.05
R & B PCT. #2	64,134.28	0.00	64,134.28	3.43	64,137.71
R & B PCT. #3	231,455.42	0.00	231,455.42	12.40	231,467.82
R & B PCT. #4	581,268.31	0.00	581,268.31	31.07	581,299.38
INT & SINK	314.48	0.00	314.48	0.00	314.48
COMPLEX FIRE	201,160.68	0.00	201,160.68	10.74	201,171.42
TEX POOL SUBTOTAL	16,374,903.75	0.00	16,374,903.75	875.79	16,375,779.54
TEXAS TERM	1,259,583.90	0.00	1,259,583.90	95.35	1,259,679.25
MBIA	1,145,690.01	0.00	1,145,690.01	136.19	1,145,826.20
SUBTOTAL INVESTMENTS	18,780,177.66	0.00	18,780,177.66	1,107.33	18,781,284.99



Paul Pape, Bastrop County Judge



Clara Beckett, Commissioner, Precinct 2




William Piña, Commissioner, Precinct 1



John Klaus, Commissioner, Precinct 3



Bubba Snowden, Commissioner, Precinct 4



Lisa Smith, County Auditor

